

# URTEKO GAS KONTSUMO TXOSTENA

## INFORME ANUAL DE CONSUMOS DE GAS

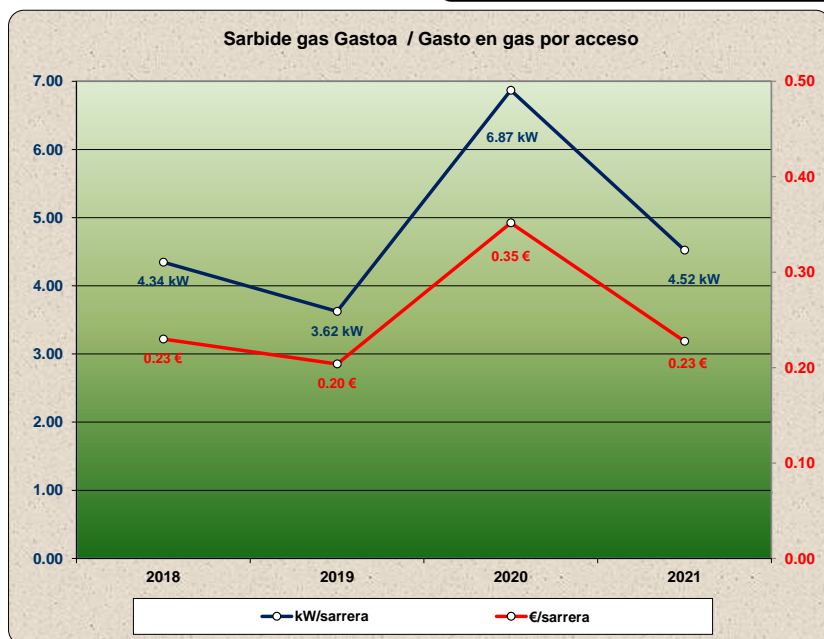
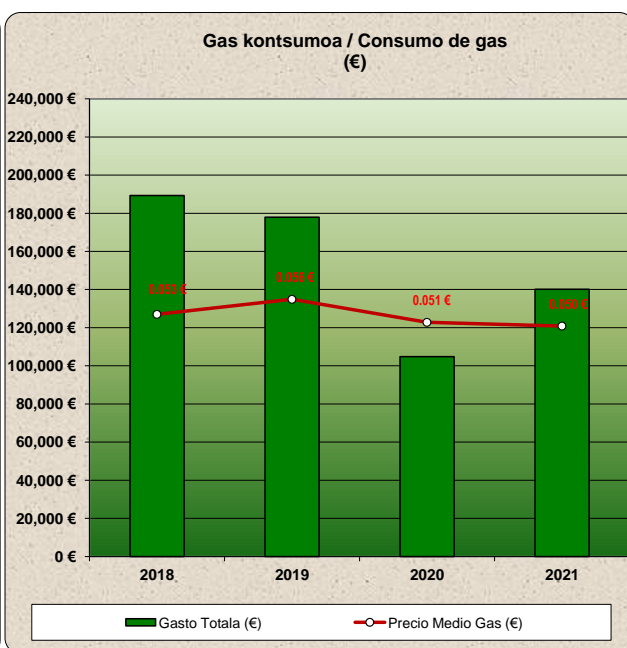
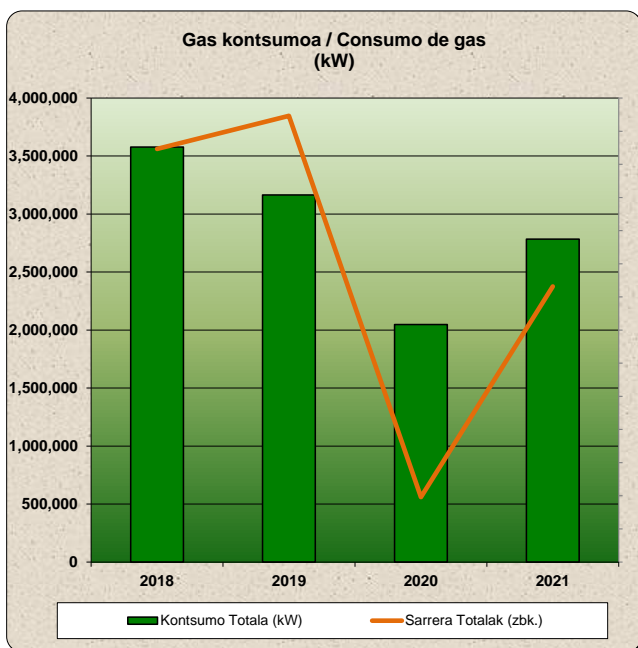


### KONTSUMO SARRERAK

Gas kontsumoa / Consumo de gas (kWs)				
Instalazioa	2018	2019	2020	2021
Z.Tabira	270,511	256,992	143,579	177,459
Landako I	344,464	317,079	232,485	245,858
Landako II	2,811,631	2,476,040	1,596,223	2,274,372
Arripasuet a	64,378	49,269	30,453	26,741
F.Ezkurdi	86,027	65,373	44,586	60,083
<b>Kontsumo Totala (kW)</b>	<b>3,577,011</b>	<b>3,164,753</b>	<b>2,047,326</b>	<b>2,784,513</b>
Sarrera Totalak (zbk.)	823,321	873,151	298,058	615,821

Gas kontsumoa / Consumo de gas (€uros)				
Instalazioa	2018	2019	2020	2021
Z.Tabira	14,908	14,957	8,315	9,872
Landako I	19,110	18,782	12,679	12,797
Landako II	145,377	135,993	78,310	111,651
Arripasuet a	4,340	3,601	2,412	2,021
F.Ezkurdi	5,606	4,558	3,074	3,842
<b>Precio Medio Gas (€)</b>	<b>0.053</b>	<b>0.056</b>	<b>0.051</b>	<b>0.050</b>
<b>Gasto Totala (€)</b>	<b>189,341 €</b>	<b>177,891 €</b>	<b>104,790 €</b>	<b>140,183 €</b>

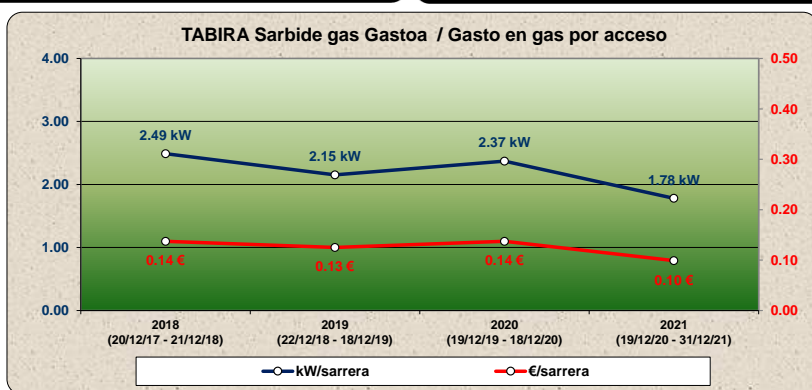
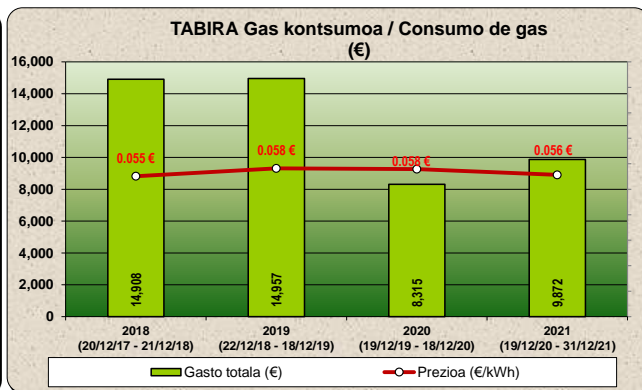
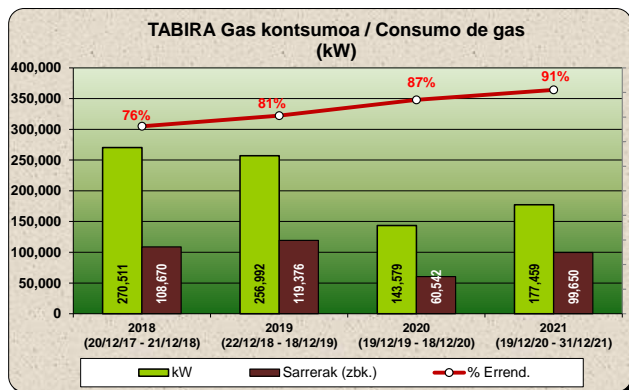
Sarbide Gas Gastoa / Gasto en gas por acceso				
Instalazioa	2018	2019	2020	2021
kW/sarrera	4.34	3.62	6.87	4.52
€/sarrera	0.23	0.20	0.35	0.23



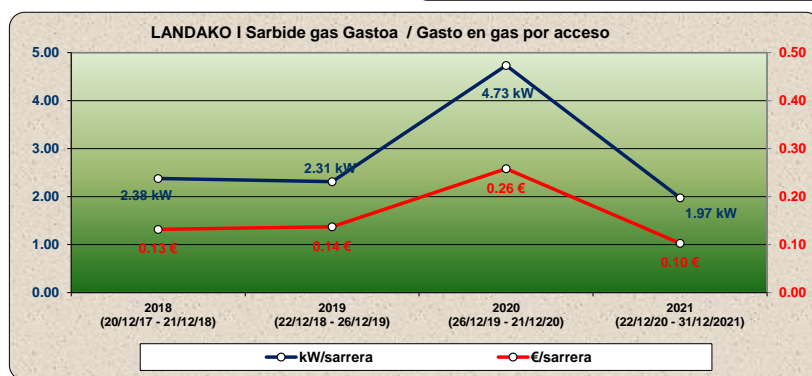
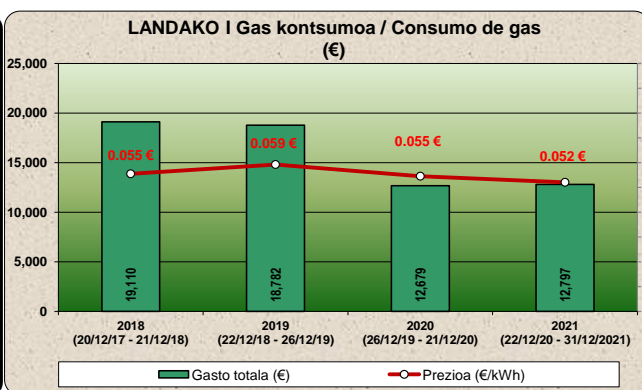
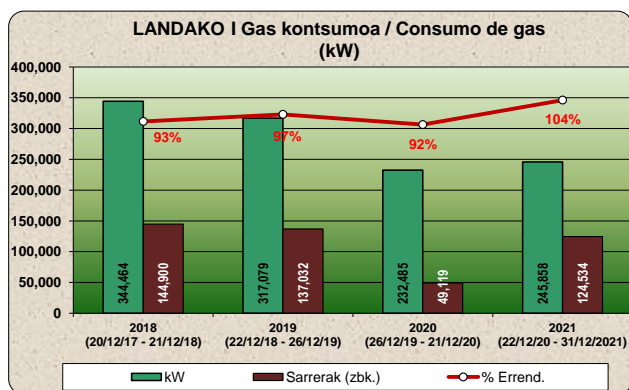
### BANAKAKO KONTSUMO

### CONSUMOS ESPECÍFICOS

#### TABIRA KIROL GUNEA



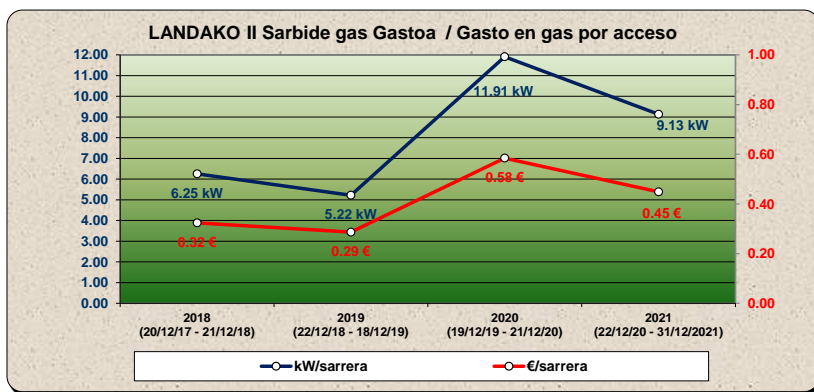
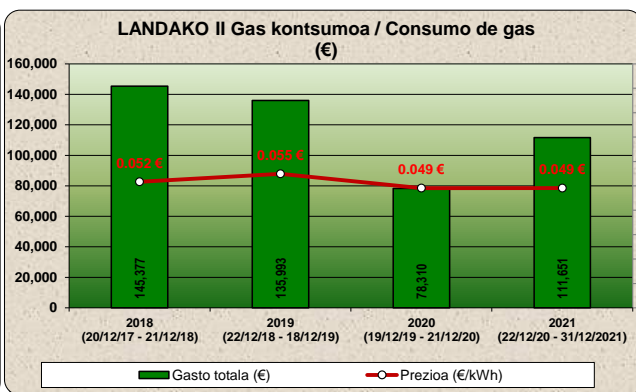
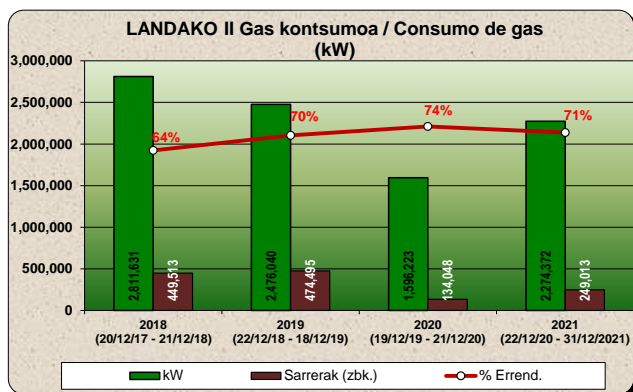
#### LANDAKO I



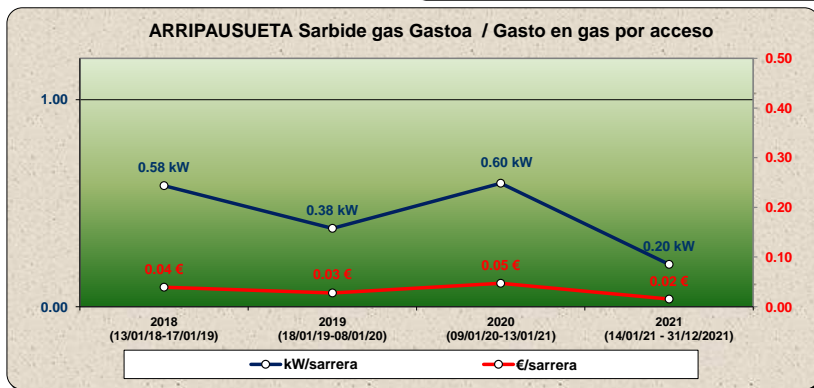
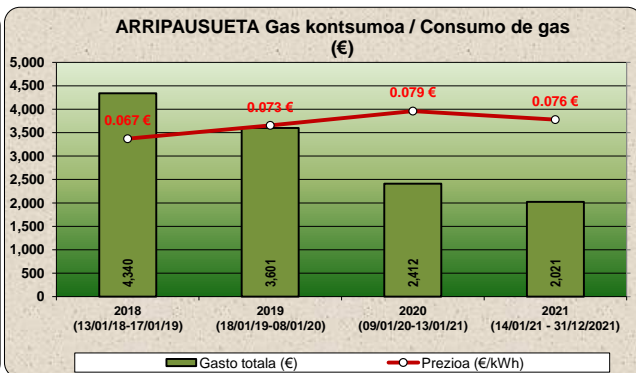
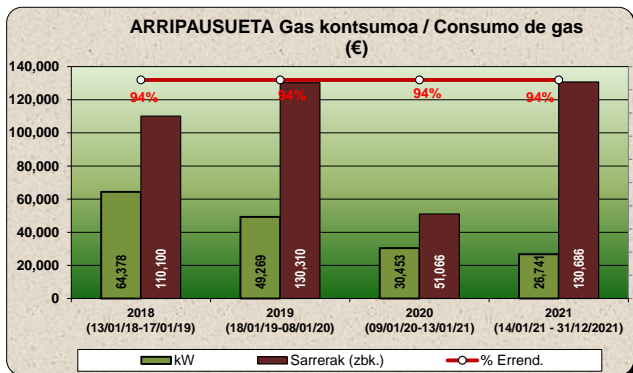
# URTEKO GAS KONTSUMO TXOSTENA INFORME ANUAL DE CONSUMOS DE GAS



## LANDAKO II



## ARRIPAUSUETA



# URTEKO GAS KONTSUMO TXOSTENA INFORME ANUAL DE CONSUMOS DE GAS



## F. EZKURDI

