

URTEKO GAS KONTSUMO TXOSTENA INFORME ANUAL DE CONSUMOS DE GAS

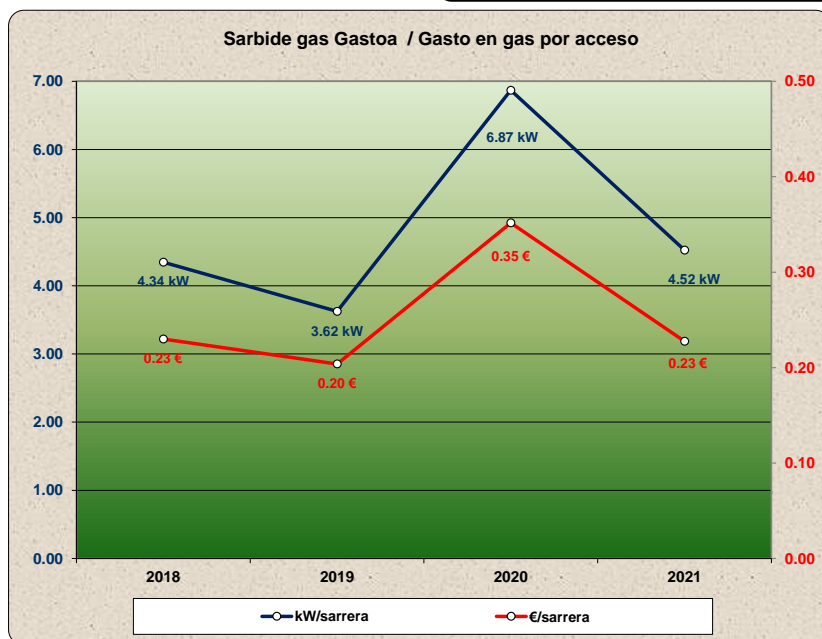
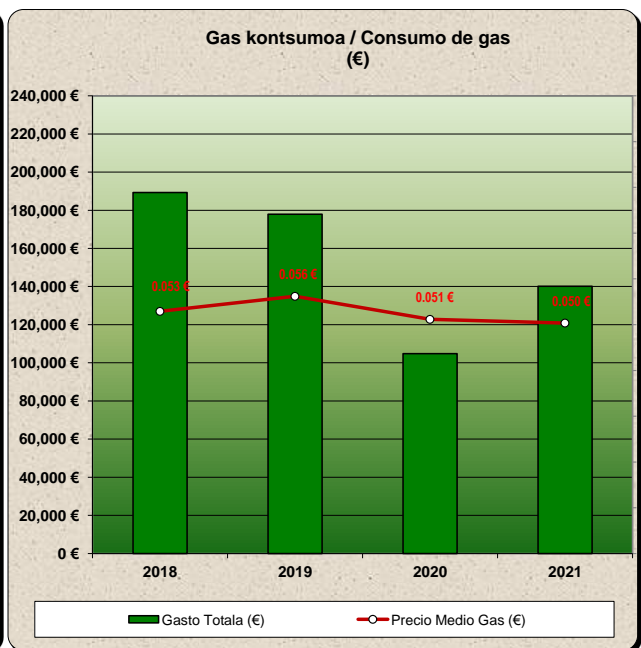
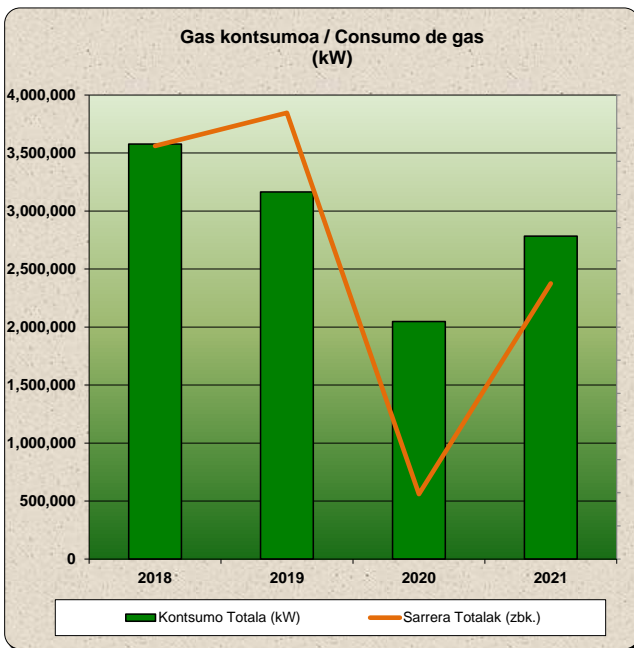


KONTSUMO SARRERAK

| Gas kontsumoa / Consumo de gas (kWs) | | | | |
|--------------------------------------|------------------|------------------|------------------|------------------|
| Instalazioa | 2018 | 2019 | 2020 | 2021 |
| Z.Tabira | 270,511 | 256,992 | 143,579 | 177,459 |
| Landako I | 344,464 | 317,079 | 232,485 | 245,858 |
| Landako II | 2,811,631 | 2,476,040 | 1,596,223 | 2,274,372 |
| Arripasuet a | 64,378 | 49,269 | 30,453 | 26,741 |
| F.Ezkurdi | 86,027 | 65,373 | 44,586 | 60,083 |
| Kontsumo Totala (kW) | 3,577,011 | 3,164,753 | 2,047,326 | 2,784,513 |
| Sarrera Totalak (zbk.) | 823,321 | 873,151 | 298,058 | 615,821 |

| Gas kontsumoa / Consumo de gas (€uros) | | | | |
|--|------------------|------------------|------------------|------------------|
| Instalazioa | 2018 | 2019 | 2020 | 2021 |
| Z.Tabira | 14,908 | 14,957 | 8,315 | 9,872 |
| Landako I | 19,110 | 18,782 | 12,679 | 12,797 |
| Landako II | 145,377 | 135,993 | 78,310 | 111,651 |
| Arripasuet a | 4,340 | 3,601 | 2,412 | 2,021 |
| F.Ezkurdi | 5,606 | 4,558 | 3,074 | 3,842 |
| Precio Medio Gas (€) | 0.053 | 0.056 | 0.051 | 0.050 |
| Gasto Totala (€) | 189,341 € | 177,891 € | 104,790 € | 140,183 € |

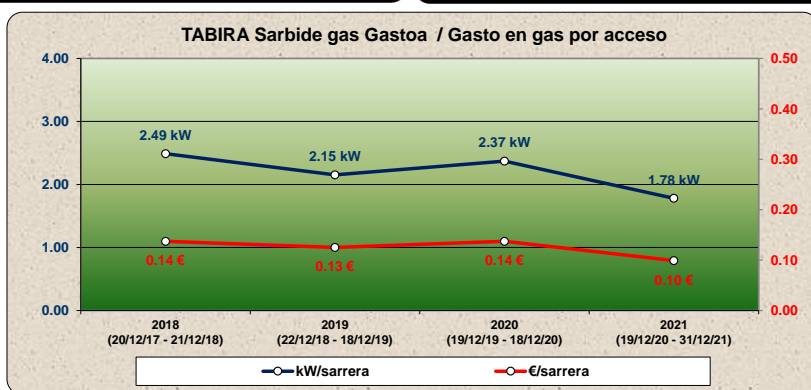
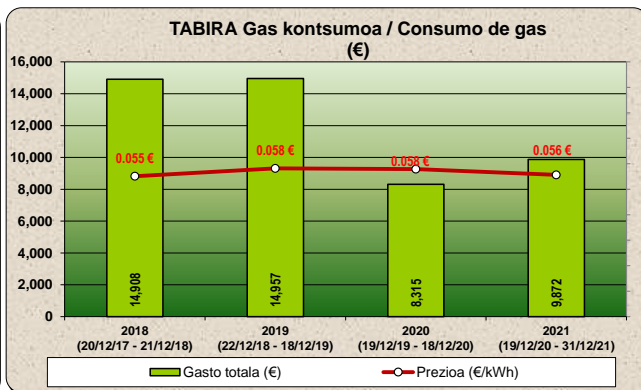
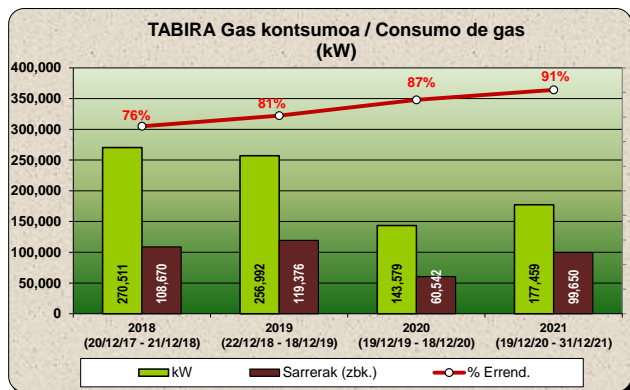
| Sarbide Gas Gastoa / Gasto en gas por acceso | | | | |
|--|------|------|------|------|
| Instalazioa | 2018 | 2019 | 2020 | 2021 |
| kW/sarrera | 4.34 | 3.62 | 6.87 | 4.52 |
| €/sarrera | 0.23 | 0.20 | 0.35 | 0.23 |



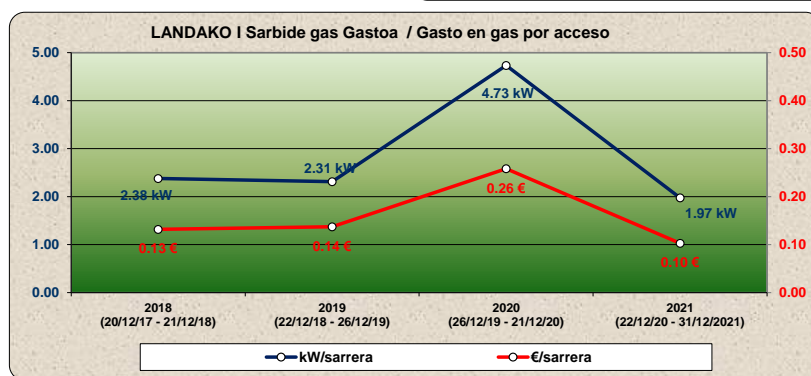
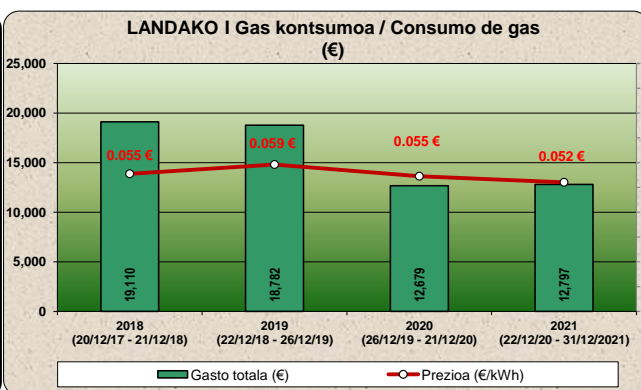
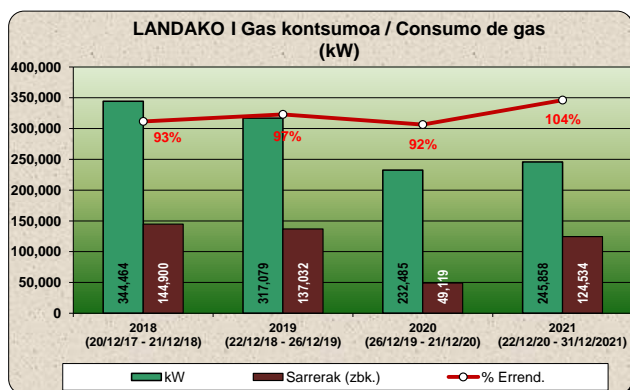
BANAKAKO KONTSUMO

CONSUMOS ESPECÍFICOS

TABIRA KIROL GUNEA



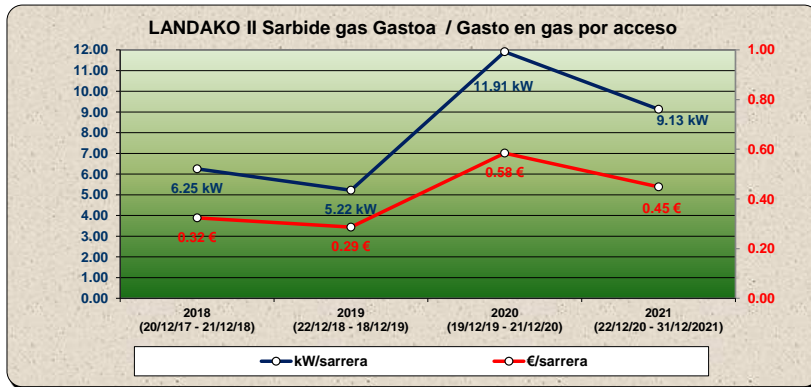
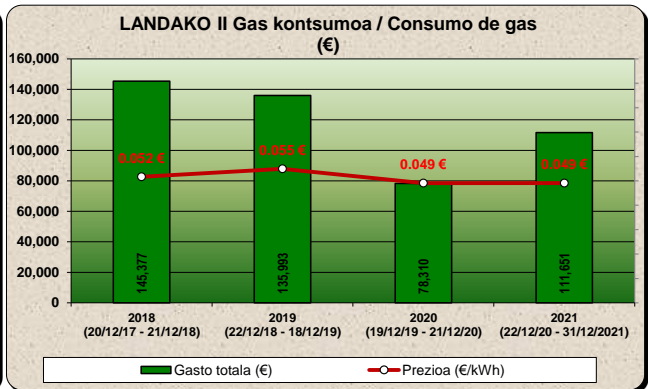
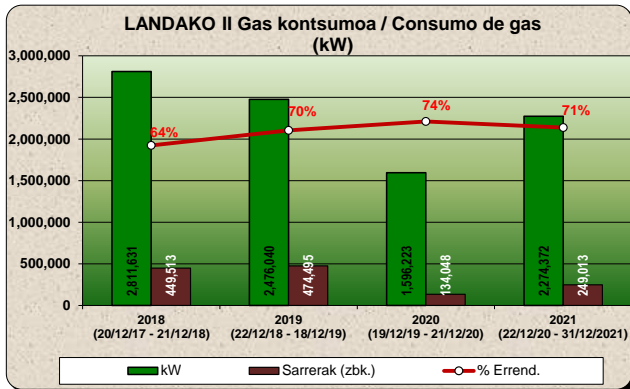
LANDAKO I



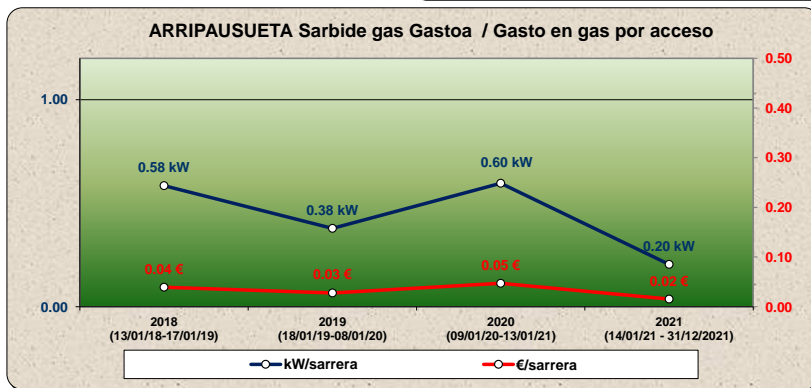
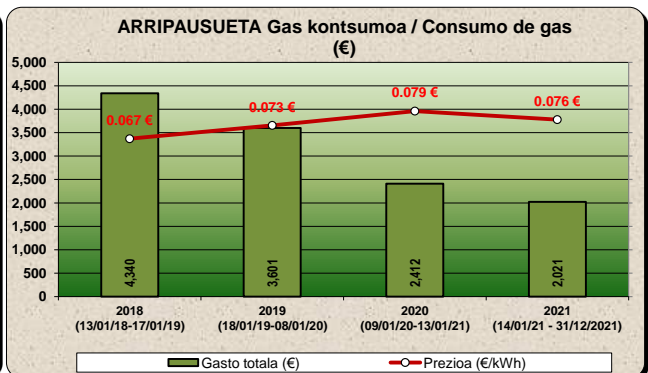
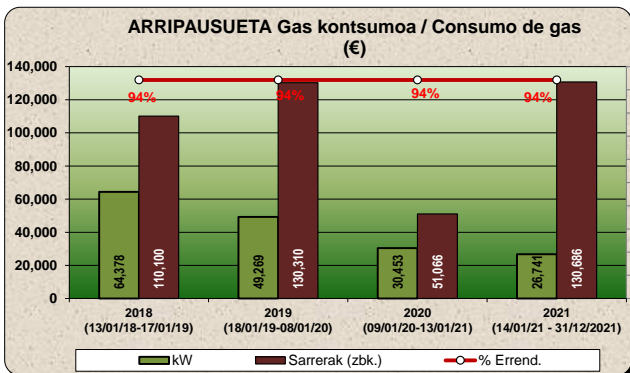
URTEKO GAS KONTSUMO TXOSTENA INFORME ANUAL DE CONSUMOS DE GAS



LANDAKO II



ARRIPAUSUETA



URTEKO GAS KONTSUMO TXOSTENA

INFORME ANUAL DE CONSUMOS DE GAS



F. EZKURDI

